

MATRIX INTERIORS PVT LTD
 170/A, Hill Road, Baxubhai Mansion,
 Bandra (W), Mumbai 400050. India.
 T: 26409879, 2655 0353
 F: +91-22-2655 7270
 E: info@matrix-int.com



www.matrix-int.com

HOSPITAL FURNITURE

Original Cubicle Tracks



SPECIFICATIONS:
 THICKNESS: 0.8 MM
AVAILABLE COLOUR:
 WHITE / ALUMINUM FINISH
ACCESSORIES:
 RUNNER & HOOK • PVC ENDCAP
 L-JOINTER • SUSPENSION
 T-JOINTER • STRAIGHT JOINTER
 CEILING BKT • WALL END BKT
 LIFETIME GUARANTEE FOR RUNNERS
ALSO AVAILABLE IV HANGER



- IDEAL FOR MULTI SPECIALITY HOSPITALS AND SIMPLE AND BENDABLE SPACE DIVISION TRACK.
- IDEAL FOR PERSONALIZED SHAPE SUCH AS L, U AND E.

Flexi Track



SPECIFICATIONS:
 THICKNESS: 0.8 MM
AVAILABLE COLOUR:
 WHITE

- CAN BE EASILY BENDED BY HAND TO ANY SHAPE AND INSTALLED.
- IDEAL FOR SINGLE SPACING SYSTEM FOR CLINICS, HOMES, CHANGING ROOM'S BATHROOM, IDEAL SPACE DIVIDING SYSTEM.



Adjustable Curtain Rod



- IDEAL FOR SHOWER CURTAINS AND OTHER WALL TO WALL CURTAINS, TELESCOPIC ROD WITH STEEL SPRING TO SUPPORT THE RODS BETWEEN THE WALLS.
- REQUIRES NO DRILL OR NO SCREWING AND SAVE TIME AND EFFORT.

Size Available:
 2ft to 4ft | 3ft to 6ft | 4ft to 8ft

AVAILABLE COLOUR:
 OFF WHITE

Super Fast Track

SPECIFICATIONS:

THICKNESS: 0.8 MM

AVAILABLE COLOUR:

IVORY

IDEAL FOR NURSING HOMES AND CLINICS

CAN BE INSTALLED EASILY WITHOUT BENDING

CAN BE USED FOR L AND U TYPE BENDINGS.

SUSPENSION SIZE:

9" to 18"

15" to 30"

24" to 48"



Fast Track

SPECIFICATIONS:

THICKNESS: 0.8 MM

AVAILABLE COLOUR:

WHITE

• IDEAL FOR CLINICS, BEAUTY PARLOURS AND OTHER PRIVACY SOLUTIONS

• CAN BE BEND TO RIGHT ANGLE AND EASILY INSTALLED



Folding Shower Seat

- THE FOLDING SHOWER SEAT ENSURES COMFORT IN THE SHOWER. IT IS PARTICULARLY ROBUST AND HAS A LOAD-BEARING CAPACITY OF UP TO 120 KG. THE SEAT IS MOUNTED TO THE WALL; THE SEAT SURFACE CAN BE EASILY FOLDED UP TO SAVE SPACE WHEN NOT IN USE.

Bendi Track Series



AVAILABLE COLOUR:


White

USE: IDEAL FOR USE OF SHOWER CUBICLES' AND BATH TUBS TO SEPARATE WET AND DRY AREAS. CAN SUPPORT WEIGHT OF ANY KIND OF SHOWER CURTAINS.


HAND OPERATED. FOR USE WITH CURTAINS 800CM W MAX. AND 300CM H WEIGHING UP TO 6KG.

SPECIFICATIONS: CAN BE EASILY BEND BY HAND TO ANY KIND OF CURVATURE. SECTION IS OF SPECIAL ALUMINIUM ALLOY AND PVC COMBINATION. WITH ROBUST WALL BRACKETS AND SUPPORT, CAN BE INSTALLED TO ANY KIND OF CURVATURE AND CAN BE EASILY HANGED TO THE CEILING WITHOUT MUCH EFFORT.


Hospital Curtains With Net




YELLOW



GREEN



PINK



BLUE

